

Suspended float switch

Model SLS

WIKA data sheet LM 32.01



for further approvals
see page 3

Applications

- Wastewater treatment plants
- Pumping stations

Special features

- Suitable for sewage, wastewater and fluids containing solid matter
- Environmentally friendly, since it is mercury and lead-free
- Groundwater neutral PP case
- Long mechanical and electrical service life of the micro switch
- Also suitable for use in Ex zones 0, 1 and 2



Fig. left: Model SLS-M2

Fig. centre: Model SLS-MS1

Fig. right: Model SLS-MS1-Ex

Description

Suspended float switches are attached to a highly flexible cable hanging from above and contain a micro switch, which is potted and enclosed, shock and fracture-proof, in a double-chamber system. When the float body is immersed in a liquid, the float bulb tips and triggers the micro switch.

With the MS1 model range, a stabilisation weight is also built in, so that this switch is also suited for greater solids contents.


One suspended float switch is required for each switch point. The contact is designed as a change-over contact, so that it can be configured as a high alarm as well as a low alarm.

Through the patented, centrally mounted micro switch, the suspended float switch can switch in any direction, and not dependent on the direction in which the switch tips.

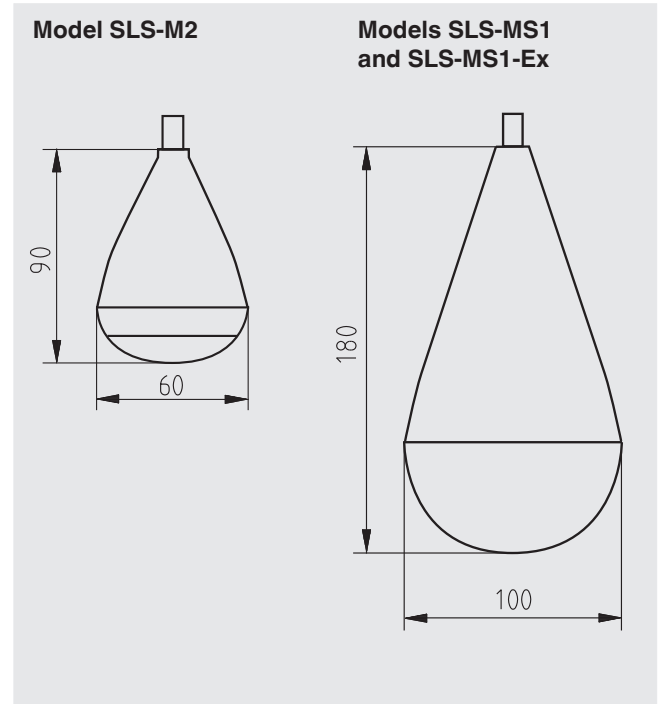
Specifications

Specifications	Model SLS-M2			Model SLS-MS1			Model SLS-MS1-Ex			Model SLS-MS1-UL	
Medium density	950 ... 1,050 kg/m ³			950 ... 1,050 kg/m ³			950 ... 1,050 kg/m ³			952 ... 1,050 kg/m ³	
Maximum temperature	80 °C			80 °C			80 °C			60 °C	
Switching power	2 A, 250 V			5 A, 250 V			1 ... 100 mA, 4 ... 40 V			5 A, 125 V	
Case	PP			PP			PP PRE-ELEC (anti-static)			PP UL94 V0	
Colour	Orange			Orange			Black			Black	
Ingress protection	IP68			IP68			IP68			IP68	
Cable	TPK/PVC, orange			TPK/PVC, orange			TPK/PVC, blue			SJOW 3/18 AWG	
Wire cross-section	3 x 0.5 mm ²			3 x 0.75 mm ²			4G 0.75 mm ²			3/18 AWG	
Cable length	5 m	10 m	20 m	5 m	10 m	20 m	5 m	10 m	20 m	15 ft	65 ft
Order number	006109	006110	006111	006115	006116	112391	010924	006119	006121	125290	125291
Approval	-			-			SEV 13 ATEX 0102 II 1G Ex ia IIC T6 IECEX SEV 13.0001			cETLus 4004472 UL 508, CSA C22.2	





Illustration of the principle



Dimensions in mm



Approvals

Logo	Description	Country
 	EU declaration of conformity <ul style="list-style-type: none">■ Low voltage directive■ RoHS directive■ ATEX directive (only model SLS-MS1-Ex) Hazardous areas	European Union
	IECEx (only model SLS-MS1-Ex) Hazardous areas	International
	ETL (only model SLS-MS1-UL) Safety (industrial control units and flammability for plastics) Tested according to UL 94 and UL 508 standard	USA

Approvals and certificates, see website

Ordering information

To order the described product the order number is sufficient.

© 11/2014 WIKA Alexander Wiegand SE & Co. KG, all rights reserved.
The specifications given in this document represent the state of engineering at the time of publishing.
We reserve the right to make modifications to the specifications and materials.

